


TL30 Basic

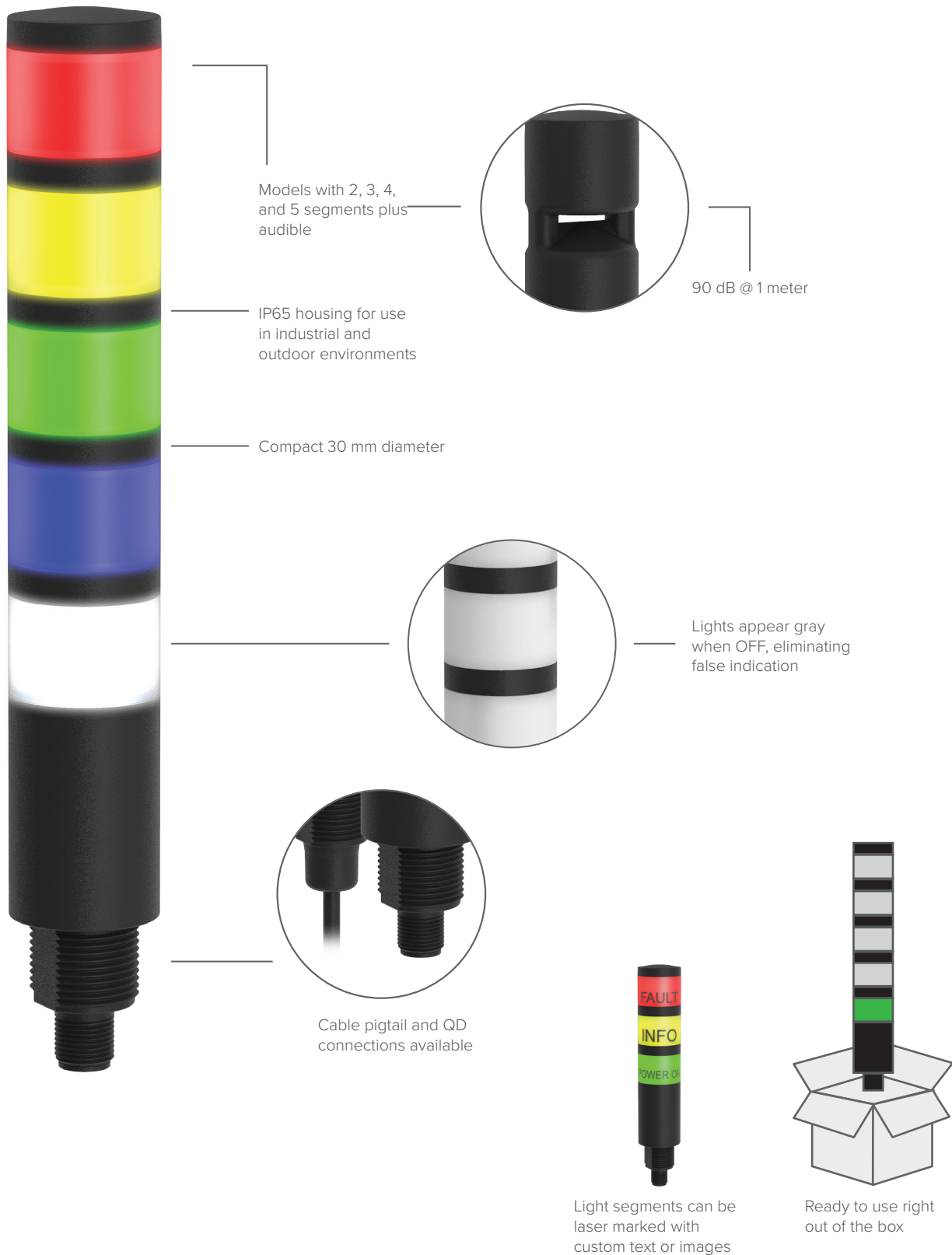



30 mm Multicolor General-Purpose or Audible Tower Lights

- Slim design, affordable, and easy-to-install multi-segment Tower Lights
- Illuminated segments provide easy-to-see operator guidance and indication of equipment status
- Devices are completely self-contained, no controller needed
- No assembly required, mounting nut and gasket supplied

Slim housing with operator friendly light output

Clear status indication for small machines and equipment



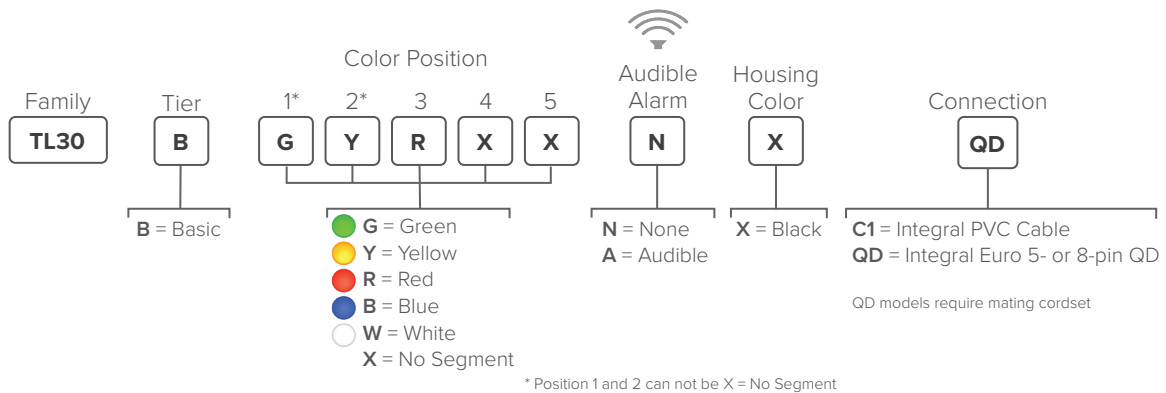


Challenge

- Operators standing close to the machine need to be alerted to changes in status
- Larger tower lights with a brighter light output can strain the eyes if a worker stands in close proximity for long periods of time

Solution

- The TL30 tower light displays machine status with a clearly visible but comfortable light output that workers can be nearby for extended periods of time
- The slim 30 mm diameter is suitable for a wide range of machines, including equipment where space is limited
- Uniform indicator segments appear gray when off, eliminating false indication from ambient light



Banner's Complete Tower Light Lineup



TL70

Modular 70 mm design provides solutions with wireless options, multicolor segments and multifunction audible segments

TL50

Sealed 50 mm design with advanced IO-Link functionality and three segment styles delivers versatility for all applications

TL30

Slim 30 mm design provides clear, comfortable light for small machines, dense and close-range installations

Specifications

Supply Voltage	12 to 30 V dc Maximum current per LED segment: 40 mA Omni-Directional Sealed Audible Alarm: 20 mA maximum current
Construction	Base, Segments and Audible: UV stabilized polycarbonate Grommet: TPV Mounting Nut: PBT Sealing Gasket: PVC/NBR/CR

Environmental Rating

UL Type 4X when mounted in suitable enclosure
Non-Audible: IEC IP65
Sealed Audible: IEC IP65

Operating Temperature

-40 to +50 °C (-40 to +122 °F)
90% maximum relative humidity (non-condensing)

Certifications



Accessories

Mounting Brackets



SMB22A



SMB22FVK



SMBAMS22P



SMBAMS22RA



SMB22RAVK



LMBE12RA35



LMBE12RA45

Flush Foldable Bracket

for use with elevated mount systems




SA-FFB12
Black

Elevated Mount System



Sealed Right-Angle Brackets



Cordsets



5-Pin M12/Euro-Style
Straight connector models listed; for right-angle models, add RA to the end of model number (example, MQDC1-506RA)

8-Pin M12/Euro-Style
Straight connector models listed; for right-angle models, add RA to the end of model number (example, MQDC2S-806RA)

MQDC1-506
2 m (6.5')
MQDC1-515
5 m (15')
MQDC1-530
9 m (30')

MQDC2S-806
2 m (6.5')
MQDC2S-815
5 m (15')
MQDC2S-830
9 m (30')