

Status Output



- EJA-A
- EJA-E
- EJX-A

Introduction

A unique feature of the EJX-A series is the Status Output option (/AL). This option provides an on / off output signal separate from the 4 to 20 mA analog signal. The on / off output signal is driven off the user configurable high and low alert values. The status output can be assigned as any combination of the high or low alert values of the **Input Pressure, Input Static Pressure, or Capsule Temperature..**

Uses for the Status Output:

- ⇒ **Tank Level** - Eliminates a level switch
- ⇒ **Capsule Temperature** - Remote location health monitoring (Adjacent equipment, Heat tracing, or process runaway)
- ⇒ **Static Pressure** - Monitor pumps, valves, or tank blankets
- ⇒ **Flow Limits** - Alarm at low or high flow conditions
- ⇒ **Diagnostics** - Monitor other process conditions without the need or expense of additional devices

The Status Output employs a 5% (5°C for temperature) buffer value to avoid output chattering.

See **Figure 1.**

Applicable Models

- ⇒ **EJA-A Series:** Not available
- ⇒ **EJA-E Series:** Not available
- ⇒ **EJX-A Series:** Available as an option (code /AL) for all models except EJX910A and EJX930A.

Specifications

Output Type: Transistor output (Sink type)
Contact Rating: 10.5 to 30.0 VDC, 120mA DC (MAX)

Wiring

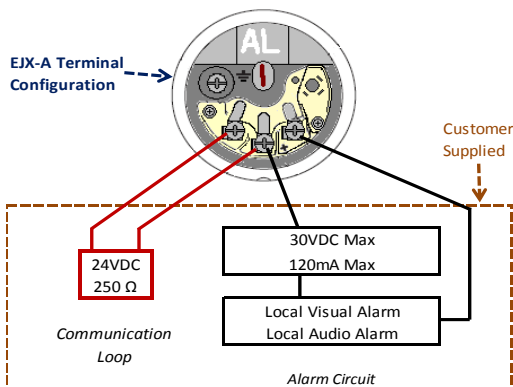
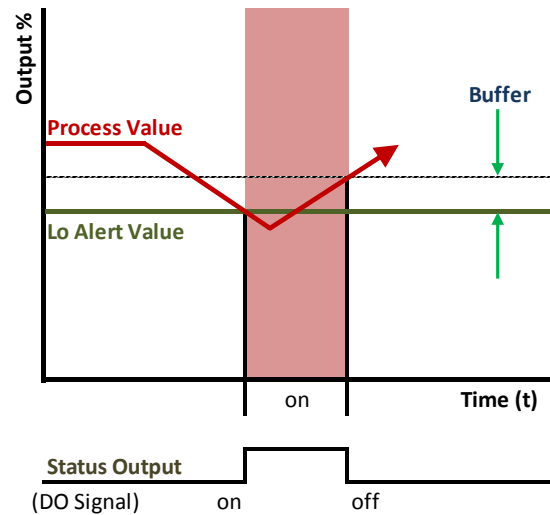


Figure 2. Sample Wiring of Local Visual Alarm or Audio

FGP 100-02.a

Status Output for Low Alert Value



Status Output for High Alert Value

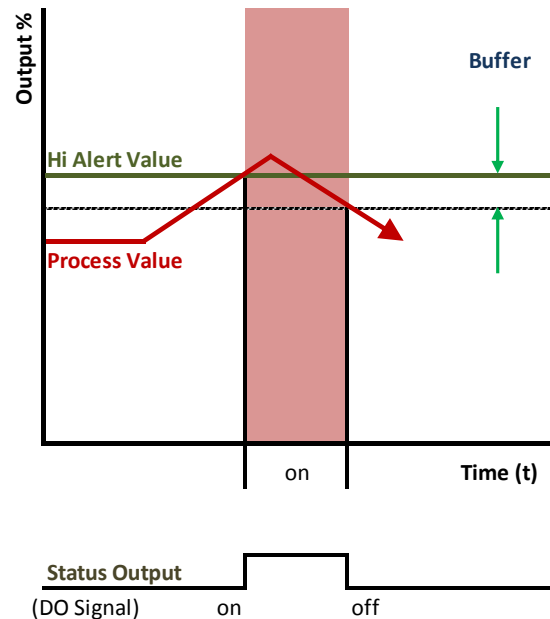


Figure 1. High and Low Alerts for Status Output

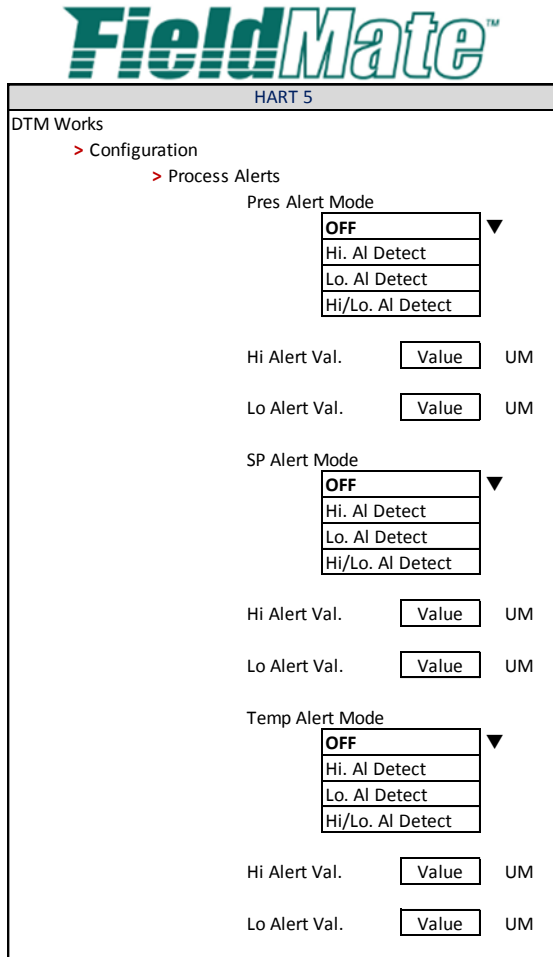
FGP 100-01.a

■ Programming

The Status Output is driven off of the Process Alerts. Process Alerts are available whether the transmitter has the Status Output option or not.

Setting Process Alerts

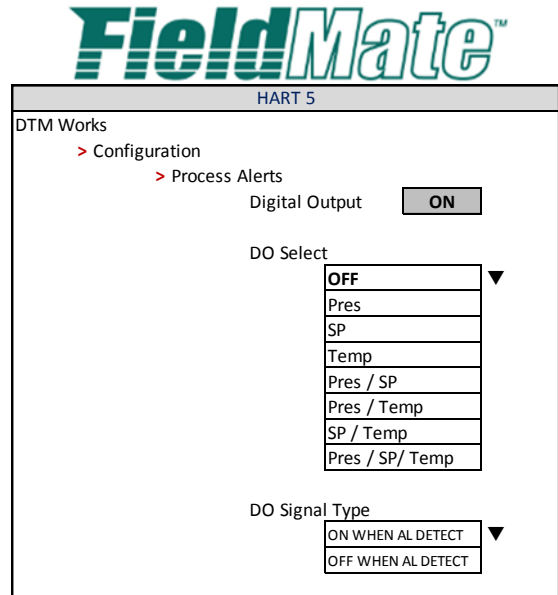
Process Alerts are used to give special Alerts to the Control System of certain critical process variables. The transmitter need to have the variable monitored and the value for alarm defined. This can be done using DTM Works in FieldMate.



FGP 100-03.a

Setting Status Output

Once the Process Alerts are set, the Status Output can also be setup using DTM Works in FieldMate.



FGP 100-04.a

- Digital Output** *Read Only.* Displays Enable / Disable status of Digital Output.
- DO Select** Selects which variable for the Status Output to react to.
- DO Signal Type** Selects if the contact in **On** or **Off** when the selected process alarm is triggered.

Although FieldMate is highlighted here, any Hart Communicator has access to these functions. Refer to the User's Manual for the HART programming tree.

This function is available for HART 5 and HART 7.

■ Settings when Shipped

Status Output is **OFF** when shipped.

■ BRAIN Protocol

The features described in this Field Guide are also available for EJA-E and EJX-A transmitters with BRAIN Protocol communication. Please refer to the User's Manual for details.

