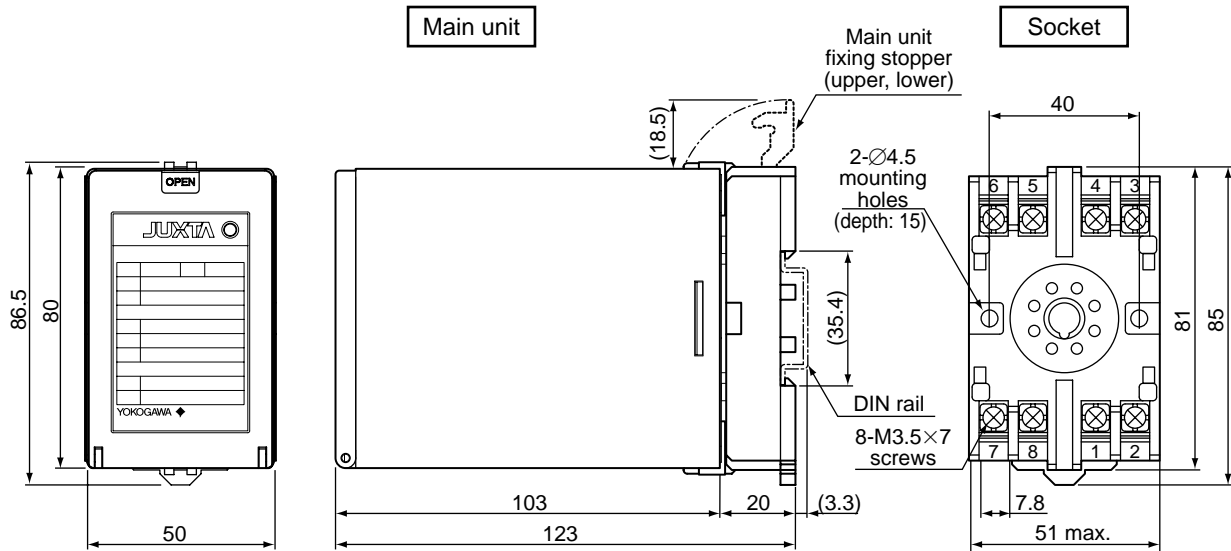
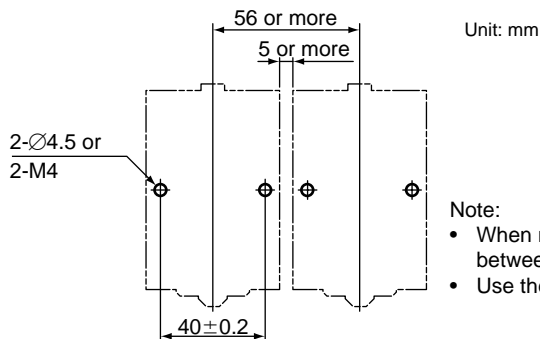


External Dimension

Unit: mm



Mounting Dimensions

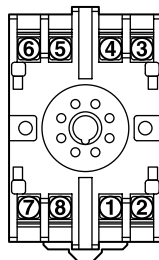


Unit: mm

Note:

- When mounting the units close together, leave a space of at least 5mm between them.
- Use the supplied spacer to keep a space of 5 mm for DIN rail mounting.

Terminal Assignments



1	OUTPUT	(+)
2	OUTPUT	(-)
3	INPUT	(100%)
4	INPUT	(CENTER)
5	INPUT	(0%)
6	GND	(GND)
7	SUPPLY	(L+)
8	SUPPLY	(N-)