

# ADAM-3900 Series

## DIN-rail Terminal Boards




**ADAM-3909**  
DB9 DIN-rail Wiring Board

### Features

- Low cost universal DIN-rail mounting screw terminal module for PC-LabCard™ products with DB9 connector
- Case dimensions (W x L x H): 77.5 x 45 x 51 mm (3.1" x 1.8" x 2.0")

### To Be Used With

PCI-1714U/UL, PCL-728, PCL-740, PCL-741, PCL-743B, PCL-745B



**ADAM-3920**  
20-pin DIN-rail Flat Cable  
Wiring Board

### Features

- Low cost universal DIN-rail mounting screw terminal module for PC-LabCard products with 20-pin connector
- Case dimensions (W x L x H): 77.5 x 67.5 x 51 mm (3.1" x 2.7" x 2.0")

### To Be Used With

PCI-1735U, PCL-711B, PCL-720+, PCL-726, PCL-727, PCL-730, PCL-812PG, PCL-816, PCL-818 Series, PCL-836



**ADAM-3925**  
DB25 DIN-rail Wiring Board

### Features

- Low cost universal DIN-rail mounting screw terminal module for PC-LabCard products with DB25 connector
- Screw-clamp terminal blocks allow easy and reliable connections
- Case dimensions (W x L x H): 77.5 x 56.3 x 51 mm (3.1" x 2.2" x 2.0")

### To Be Used With

PCI-1757UP, PCL-833




**ADAM-3937**  
DB37 DIN-rail Wiring Board

### Features

- Low cost universal DIN-rail mounting screw terminal module for DAQ cards with DB37 female connector
- Case dimensions (W x L x H): 87.2 x 112.5 x 51 mm (3.4" x 4.4" x 2.0")

### To Be Used With

PCI-1713U, PCI-1715U, PCI-1718H DU, PCI-1720U, PCI-1730U, PCI-1733, PCI-1734, PCI-1750, PCI-1760U, PCI-1761




**ADAM-3950**  
50-pin DIN-rail Flat Cable  
Wiring Board

### Features

- Low cost universal DIN-rail mounting screw terminal module for PC-LabCard™ products with 50-pin flat cable connector
- Case dimensions (W x L x H): 77.5 x 146.3 x 51 mm (3.1" x 5.8" x 2.0")

### To Be Used With

USB-4751/L, PCI-1737U, PCI-1739U, PCL-722, PCL-724, PCL-731



**ADAM-3951**  
50-pin DIN-rail Wiring Board  
w/ LED Indicators

### Features

- Low-cost DIN-rail mounting wiring terminal module for PCI-1752/1754/1756 with 50-pin SCSI female connector
- Screw-clamp terminal blocks allow easy and reliable connections
- Each LED indicates its current bi-directional I/O logic status with either green or red light
- Case dimensions (W x L x H): 77.5 x 179.5 x 41.5 mm (3.1" x 7.1" x 1.6")

### To Be Used With

PCI-1752U, PCI-1754, PCI-1756