

FEATURES

- The proportional petrol dispensing valves can handle a variable flow of petrol, proportional to the control signal. Frequently used for blending applications.
- The high quality polyphenylene sulfide piston guarantees a long operating life and a wide temperature range. Hydrocarbon resistant FPM seal for tight shut off
- Explosion proof operator, intended for use in potentially explosive areas, according to Directive ATEX 94/9/EC
- Easy electrical installation by means of the moulded-in supply cable, standard length of 2 meter
- ASCO Numatics components satisfy all relevant EC directives

GENERAL

Differential pressure 0,3 - 3,5 bar [1 bar = 100kPa]
Ambient temperature range -40 to +70°C

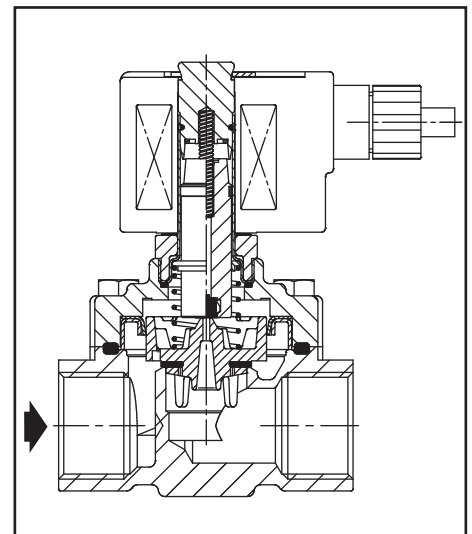
| fluids (*) | temperature range (TS) | seal materials (*) |
|-----------------------|------------------------|-----------------------|
| Petrol & Liquid fuels | -40 to +70°C | FPM (fluoroelastomer) |



MATERIALS IN CONTACT WITH FLUID

(*) Ensure that the compatibility of the fluids in contact with the materials is verified

| | |
|------------------|-----------------|
| Body | Brass |
| Bonnet | Brass |
| Core tube | Stainless steel |
| Core and plugnut | Stainless steel |
| Core disc | FPM |
| Core guide | POM |
| Rider ring | PFTE |
| Springs | Stainless steel |
| Piston | PPS |
| Piston disc | FPM |
| Lip seal | PFTE |
| Piston support | Brass |



ELECTRICAL CHARACTERISTICS

Coil insulation class F
Electrical safety IEC 335
Standard voltages DC (=) 24V - 48V

| prefix option | power ratings | | operator ambient temperature range (TS) | safety code | electrical enclosure protection (EN 60529) | replacement coil | | type ⁽¹⁾ |
|---------------|---------------|------------|---|--------------------|--|------------------|---------------|---------------------|
| | holding ~ | hot/cold = | | | | ~ | = | |
| | (W) | (W) | | | | (C°) | 230V/50/60 Hz | |
| PV | - | 9,0 / 11,2 | -40 to +60 | II 2 G Ex mb II T4 | moulded IP67 | - | (2) | 01 |
| SC | - | 9,0 / 11,2 | -40 to +55 | EN 60730 | moulded IP65 | - | 400425-142 | 02 |

⁽¹⁾ Refer to the dimensional drawings on page 16

⁽²⁾ Multiple coils kits available under ATEX, contact us
- Not available

SPECIFICATIONS

| pipe size | orifice size | flow coefficient Kv | | operating pressure differential (bar) | | prefix optional solenoids * | | | | | | basic catalogue number | | |
|-----------------------------|--------------|---------------------|---------|---------------------------------------|-----|-----------------------------|---------|----------|--------------|---------|-------|------------------------|------|--------|
| | | | | | | min | max. PS | NEMA 7&9 | ATEX / IECEx | | | | IP65 | |
| | | | | | | | | | Ex d | Ex e mb | Ex mb | | | EEx nA |
| G | (mm) | (m³/h) | (l/min) | | = | EF | NF | EM | PV | ZN | SC | | | |
| NC - Normally closed | | | | | | | | | | | | | | |
| 3/4 | 20 | 3,9 | 65 | 0,3 | 3,5 | - | - | - | ● | - | ● | G291A111 | | |

● Available feature
- Not available

* For description of solenoids see pages 31-40

ADDITIONAL OPTIONS

- Other explosionproof enclosures for use in zone 1/21-2/22, categories 2-3 to ATEX Directive 94/9/EC
- Explosionproof and watertight solenoids according to "NEMA" standards


INSTALLATION

- The valves can be mounted in any position without affecting operation
- Pipe connection identifiers: G = pipe thread according to ISO 228/1
- Installation/maintenance instructions are included with each valve
- PV solenoids have a standard cable length of 2 meters. Other lengths in full meters are available on request

DIMENSIONS (mm), WEIGHT (kg)



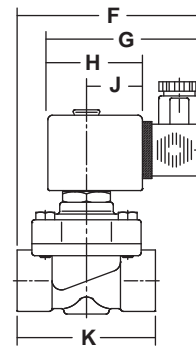
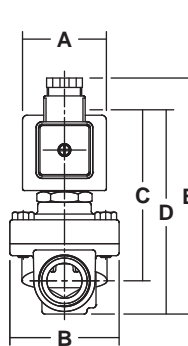
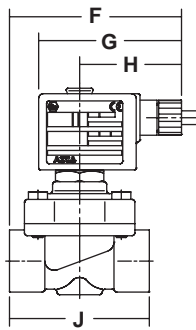
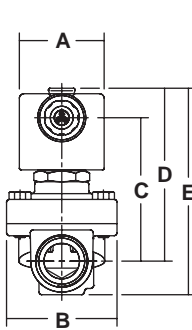
TYPE 01
 Prefix "PV" Solenoid
 Epoxy encapsulated
 EN-IEC 60079-0, 60079-18, 61241-0, 61241-18
 II 2 G/D Ex mb II / Ex mD
 IP67



TYPE 02
 Prefix "SC" Solenoid
 Epoxy moulded
 IEC 335 / ISO 4400
 IP65

G291A111

G291A111



| type | AC/DC | prefix option | catalogue number | spare parts kits | A | B | C | D | E | F | G | H | J | K | weight |
|------|-------|---------------|------------------|------------------|----|----|----|-----|-----|-----|----|----|----|----|--------|
| 01 | = | PV | G291A111 | PVC117691 | 45 | 58 | 75 | 91 | 108 | 90 | 75 | 54 | 73 | - | 1,2 Kg |
| 02 | = | SC | G291A111 | C117691 | 45 | 58 | 91 | 108 | 125 | 102 | 85 | 50 | 30 | 73 | 1,1 Kg |