


BANNER[®]
more sensors, more solutions

EZ-LIGHT[™]
Indicator Lights and
Pick-to-Light Sensors
SECOND EDITION

Banner lights the way for Lean manufacturing.



A level of reliable operator guidance or simple indication. Easily installs and operates with virtually no maintenance—using as little energy as possible.



Beyond Andon: EZ-LIGHT™, the next generation of visual indication

Banner's EZ-LIGHT™ family of products provides numerous solutions for visual process management and operator guidance. From innovative multi-color indicator lights to pick-to-light and sequence-guided assembly, error-proofing and productivity solutions, EZ-LIGHT replaces conventional indicators and devices, providing process refinement in ways never before possible. Incorporating sensor technology into operator guidance indicators ensures virtually error-free assembly and the highest levels of productivity.



EZ-LIGHT™ solutions

- Deliver real-time operational status indication for workers and supervisors
- Eliminate false readings from stray light; always appear gray when off
- Prompt operators and guide sequential part selection
- Verify correct action with sensor or push-button indication
- Offer point sensing or arrays for wide area pick-to-light
- Feature compatibility with PLC or other logic-level control outputs
- Install quickly and easily with pre-wired or quick-disconnect options
- Promote high visibility from all angles
- Reduce costs, defects and Muda (waste)
- Improve plant flow, productivity and efficiency



EZ-LIGHT™ Product Features

EXAMPLE APPLICATIONS

Process Status



Overhead Door & Gate Status



Vehicle Position Indicator for Outdoor Applications



Call for Service



Line Problem Call



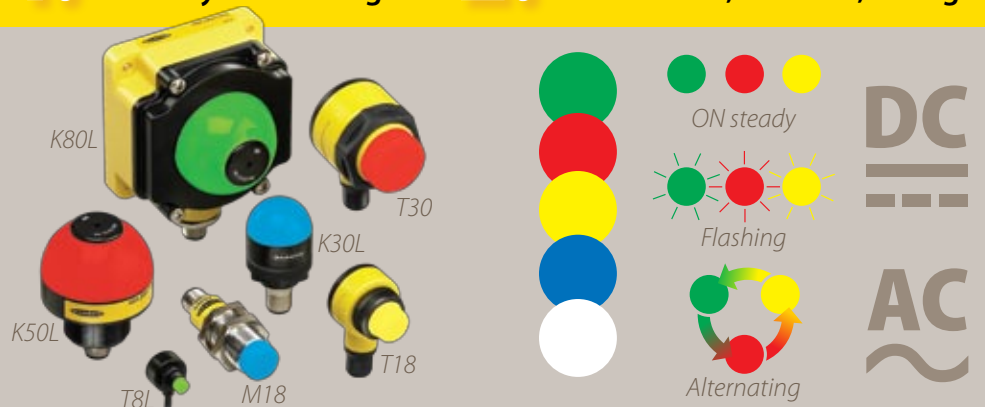
A complete range of models and styles

- Smart **General-Purpose** indicators displaying up to three colors in one device
- **Multi-Function** indicators displaying up to five colors with solid, flashing or sequenced flashing cycles
- **Sensor Emulator** indicators displaying sensor status where sensor visibility is obscured or limited
- **Segmented** indicators delivering simultaneous one, two, three or four color display for multiple status indication
- **Daylight Visible** indicators generating intense levels of light output for outdoor applications or areas of high ambient light
- **Audible** indicators combining visible light indication with audio alerts
- **Pick-to-Light** indicators and sensors reducing assembly and picking errors, improving product quality while reducing costs

Specify your EZ-LIGHT™ in 4 Easy Steps

1. Choose your housing

2. Choose color, function, voltage



Mounting solutions for any application


- Installs quickly with a single drilled hole and many mounting options



Cabinet mounting



Surface mount



Standoff pipe and protective brackets



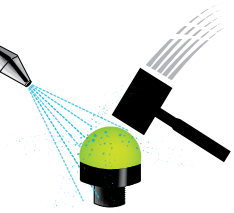
Base, nose and DIN-mount brackets

- Includes models with 22 or 30 mm threaded base for panel mounting
- Features mounting hubs for both EMT and gas/water pipe mounting (K50L model)
- Offers models and accessories for machine- and wall-mounting, as well as ceiling suspension

Robust, durable, green and Lean design



- Completely self-contained operation—no controller needed
- Extremely long-lasting LED technology providing >100,000 hours (11 years continuous) working life
- Very low power consumption: <1W for most DC models, <2W for AC models—compare to competitive units that consume up to 15W
- Ergonomic, lean shape that sheds debris and moisture
- No hook hazards for moving equipment and personnel—unlike conventional stack lights
- Robust IP67/IP69K-rated, water- and oil-tight industrial housings for direct machine mounting
- Rugged, compact design that is cost-effective and easy-to-install
- Shock, vibration and impact resistant
- Compatibility with AS-i modules and fieldbus splitter boxes



EXAMPLE APPLICATIONS

Process Inspection Indicator



4-Color Point-of-Use Indicator



Remote Level Indicator



Cabinet-Mount Status Indication



Elevated Indication with Audible Alert



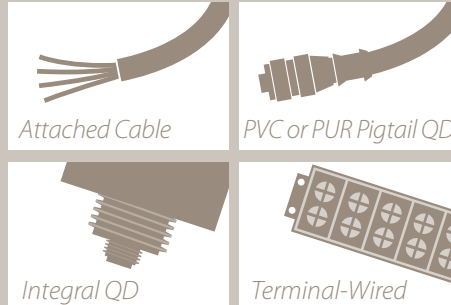
3. Choose input type

4. Choose your connection

NPN/PNP

-OR-

85-130V ac



Numerous color display options

- Single devices displaying up to 5 colors each—replacing multiple indicators to save panel space and costs
- Models with 31 functions for steady, flashing or alternating colors
- Excellent but non-aggressive light brilliance and visibility for operators





EZ-LIGHT™ Operator Indicator Lights



	K80L	K50L	T30	M18	K30L
Housing	K80L	K50L	T30	M18	K30L
Description	50 mm dome or flat profile	50 mm dome or flat profile	30 mm T-style	18 mm barrel	30 mm dome
Maximum Colors in One Housing	5	5	3	3	3
Standard Colors					
Functions					
	<ul style="list-style-type: none"> General Purpose ON steady Sensor Emulator Remote indicator, ON steady Multi-Function ON steady, Flashing, Alternating Audible Steady (75 dB) Loud steady (95 dB) Pulsed (75 dB) Segmented Up to 4 segments 	<ul style="list-style-type: none"> General Purpose ON steady Sensor Emulator Remote indicator, ON steady Multi-Function ON steady, Flashing, Alternating Audible Steady (75 dB) Loud steady (95 dB) Pulsed (75 dB) 	<ul style="list-style-type: none"> General Purpose ON steady Sensor Emulator Remote indicator, ON steady Multi-Function ON steady, Flashing, Alternating 	<ul style="list-style-type: none"> General Purpose ON steady Sensor Emulator Remote indicator, ON steady Multi-Function ON steady, Flashing, Alternating 	<ul style="list-style-type: none"> General Purpose ON steady Sensor Emulator Remote indicator, ON steady
Specifications					
Power Requirement	18 to 30V dc or 85 to 130V ac	18 to 30V dc or 85 to 130V ac	10 to 30V dc	10 to 30V dc	10 to 30V dc
Input	DC: NPN or PNP AC: 85 to 130V ac	DC: NPN or PNP AC: 85 to 130V ac	NPN or PNP	NPN or PNP	NPN or PNP
Connection (depending on number of colors and functionality)	4-, 5- or 8-pin integral Euro QD	4-, 5- or 8-pin integral Euro QD	4- or 5-pin integral Euro QD	4- or 5-pin integral Euro QD	4-pin integral Euro QD
	4-, 5- or 8-pin pigtail Euro QD	4-, 5- or 8-pin pigtail Euro QD	4- or 5-pin pigtail Euro QD	4- or 5-pin pigtail Euro QD	4-pin pigtail Euro QD
	Terminal-wired	2 m attached cable	2 m attached cable	2 m attached cable	2 m attached cable
Mounting	Flat or DIN-mount	30 mm threaded base	30 mm threaded nose	18 mm threaded barrel	22 mm threaded base
Construction	Thermoplastic	Thermoplastic	Thermoplastic	Nickel-plated brass	Thermoplastic
Rating	Audible: IP50 All others: IP67	Audible: IP50 All others: IP67	IP67	IP67	IP67
Operating Temperature	Audible: -20° to +50° C All others: -40° to +50° C	Audible: -20° to +50° C All others: -40° to +50° C	-40° to +50° C	-40° to +50° C	-40° to +50° C

EZ-LIGHT™ Specialty Indicator Lights



T18	T8L
18 mm T-style	8 mm T-style
3	2
<ul style="list-style-type: none"> General Purpose ON steady Sensor Emulator Remote indicator, ON steady 	<ul style="list-style-type: none"> General Purpose ON steady Sensor Emulator Remote indicator, ON steady
10 to 30V dc	10 to 30V dc
NPN or PNP	NPN or PNP
4-pin integral Euro QD 4-pin pigtail Euro QD 2 m attached cable	4-pin pigtail Euro QD 2 m attached cable
18 mm threaded nose	8 mm threaded nose
Thermoplastic	Polycarbonate
IP67	IP67
-40° to +50° C	-40° to +50° C

SEGMENTED K80L	AUDIBLE K80L/K50L	DAYLIGHT VISIBLE K50LD
50 mm flat profile	50 mm dome	50 mm flat profile
4	4	3
<ul style="list-style-type: none"> Segmented Up to 4 segments No segments 4 segments Horizontal split Top half 	<ul style="list-style-type: none"> Audible Steady (75 dB) Loud steady (95 dB) Pulsed (75 dB) 	<ul style="list-style-type: none"> Daylight Visible Intense levels of light output for outdoor applications
18 to 30V dc	18 to 30V dc	18 to 30V dc
NPN or PNP	NPN or PNP	NPN or PNP
5-pin integral Euro QD 5-pin pigtail Euro QD Terminal-wired	5-pin integral Euro QD 5-pin pigtail Euro QD K50L: 2 m attached cable K80L: Terminal-wired	4-pin integral Euro QD 4-pin pigtail Euro QD 2 m attached cable
Flat or DIN-mount	K80L: Flat or DIN-mount K50L: 30 mm threaded base	30 mm threaded base
Thermoplastic	Thermoplastic	Thermoplastic
IP67	IP50	IP67
-40° to +50° C	-20° to +50° C	-40° to +50° C


EZ-LIGHT™ Pick-to-Light Sensors



Housing	K50	K80	VTB	PVD	PVA
Description	50 mm dome light indicator with sensor or push button	50 mm dome light indicator with push button	Ultra-bright optical touch button	One-component light array	Two-component light array
Job Light					
Maximum Sensing Range	Retro: 2 m Fixed-Field: 25, 50, 100 mm Push-Button: —	—	—	Retro: 2 m Diffuse: 400 mm	Opposed: 2 m
Minimum Object Detection Size	—	—	—	Retro: 51 to 100 mm Diffuse: 55 mm	35 mm
Specifications					
Power Requirement	12 to 30V dc	12 to 30V dc	12 to 30V dc	12 to 30V dc	12 to 30V dc
Output Configuration	One NPN or PNP & NO or NC, depending on model	One NPN or PNP & NO or NC, depending on model	One NPN or PNP, depending on model	One user-selectable PNP or NPN	One NPN or PNP, depending on model; programmable for light or dark operate
Connection	4- or 5-pin integral Euro QD 4- or 5-pin pigtail Euro QD 2 m or 9 m attached cable	4- or 5-pin integral Euro QD 4- or 5-pin pigtail Euro QD 2 m or 9 m attached cable	4- or 5-pin integral Euro QD 2 m or 9 m attached cable	5-pin pigtail Euro QD 2 m or 9 m attached cable	4-pin pigtail Euro QD 2 m attached cable
Mounting	30 mm threaded base	Flat or DIN-mount	30 mm threaded base	Flat mount	Flat mount
Construction	Polycarbonate & nylon	Polycarbonate & nylon	Black polysulfone or red polycarbonate with white polycarbonate base	Black painted aluminum	Black anodized aluminum
Rating	IP69K (depending on installation)	IP69K (depending on installation)	IP66; NEMA 4X	IP62; NEMA 2	IP62; NEMA 2
Operating Temperature	-40° to +50° C	-40° to +50° C	-20° to +50° C	0° to +50° C	0° to +50° C
Data Sheet	2-color: 126441 3-color: 137551	2-color: 126441 3-color: 137551	67570	113230	52088



Standoff Pipe and Cabinet Mounting



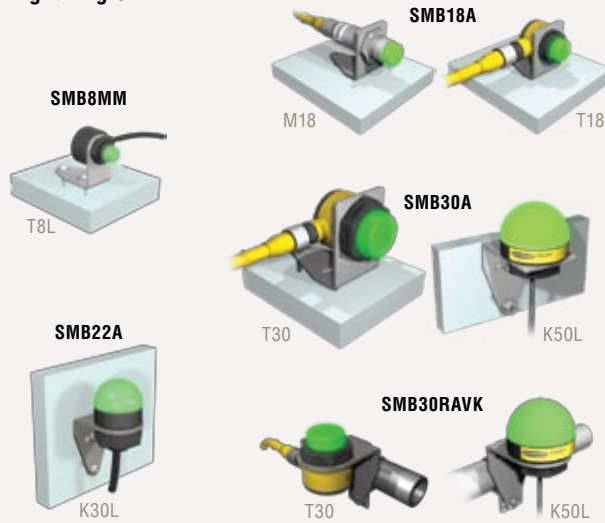
K50LD Sun Shield




K50DS
Thermoplastic Polyester sun shield

Brackets

Right-Angle



Swivel Brackets



Adapter (22.5 to 18 mm)



DIN-Rail



Quick-Disconnect (QD) Cordsets

4-Pin Euro-Style Splitter



Model	Branches (Female)	Trunk (Male)
CSB-M1240M1240	None	None
CSB-M1241M1241	2 x 0.3 m	0.3 m
CSB-M1248M1241	2 x 0.3 m	2.5 m

Used with:
• Sensor emulator

4-Pin Euro-Style



Model*	Length
MQDC-406	2 m
MQDC-415	5 m
MQDC-430	9 m

Used with:
• General purpose (DC)
• Sensor emulator
• Daylight visible

5-Pin Euro-Style



Model*	Length
MQDC1-506	2 m
MQDC1-515	5 m
MQDC1-530	9 m

Used with:
• 3- or 4-color, multi-function
• Segmented
• Audible

8-Pin Euro-Style



Model*	Length
MQDC2S-806	2 m
MQDC2S-815	5 m
MQDC2S-830	9 m

Used with:
• 5-color, multi-function

5-Pin Micro-Style



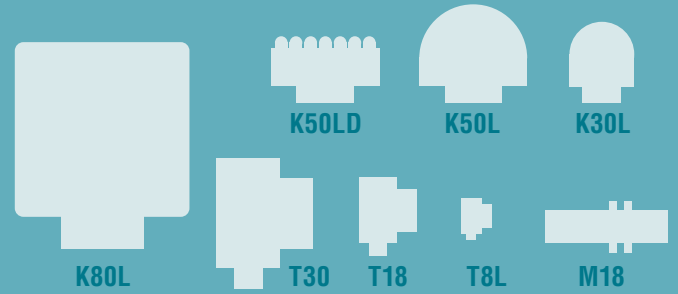
Model*	Length
MQVR3S-506	2 m
MQVR3S-515	5 m
MQVR3S-530	9 m

Used with:
• General purpose (AC)

EZ-LIGHT™ Model Guide

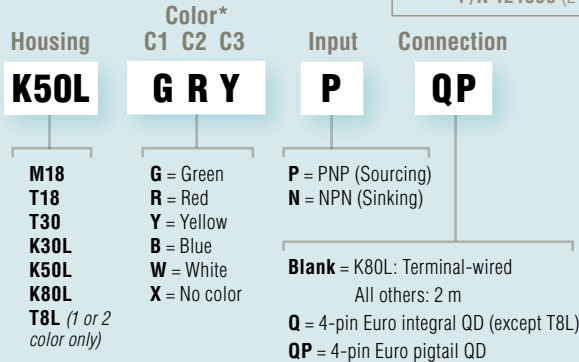
Specify your model in 4 easy steps:

1. Choose your housing
2. Choose your color, function and voltage
3. Choose your input type
4. Choose your connection



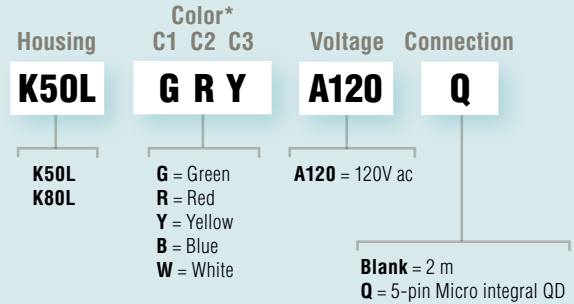
General Purpose: DC Models

Hookup Diagram: **HK01**
 Online Data Sheet:
 P/N 130865 (1 color)
 P/N 121899 (2 & 3 color)



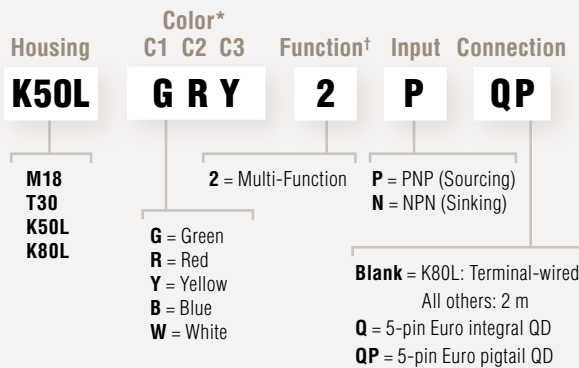
General Purpose: AC Models

Hookup Diagram: **HK02**
 Online Data Sheet: P/N 134548



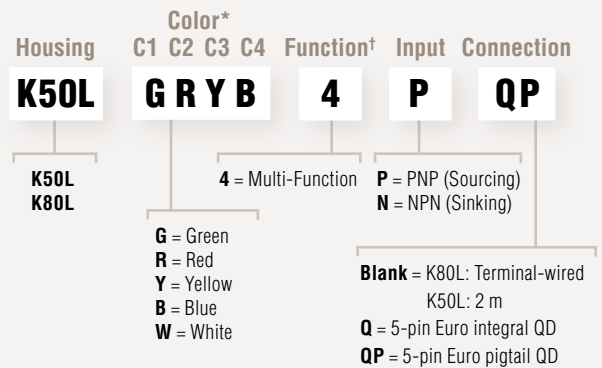
Multi-Function: 3 Color

Hookup Diagram: **HK03**
 Online Data Sheet: P/N 121902



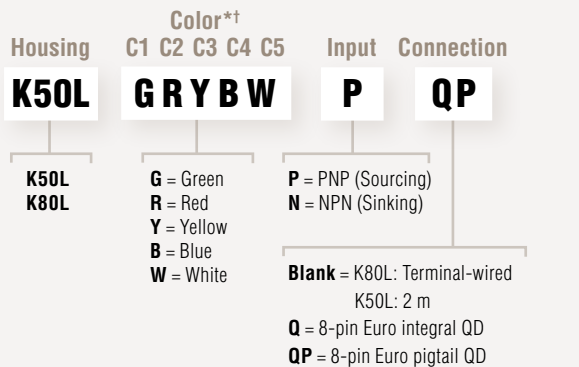
Multi-Function: 4 Color

Hookup Diagram: **HK03**
 Online Data Sheet: P/N 137329



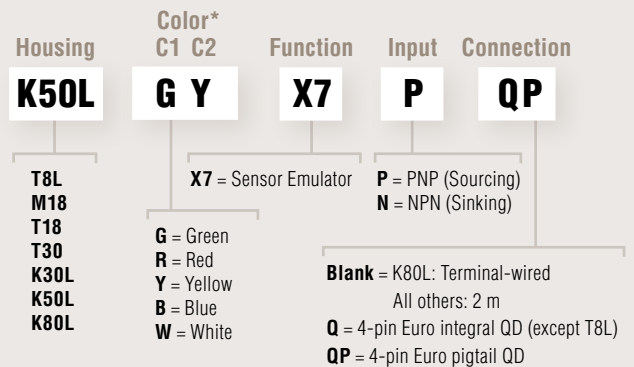
Multi-Function: 5 Color

Hookup Diagram: **HK04**
 Online Data Sheet: P/N 131413



Sensor Emulator: 2 Color

Hookup Diagram: **HK05**
 Online Data Sheet: P/N 121900



*Number of colors are determined by C1, C2, C3, C4, C5 specified in model guides.

General-purpose models (DC only): For less than 3 colors, use X as a model placeholder (example, **K50LGXXQP** for green only).

†LED function of ON steady, flashing or alternating (depending on hookup).

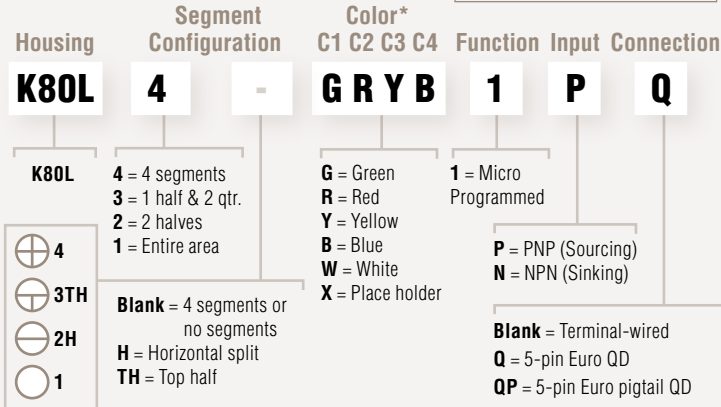


Note: Many other colors are available

*No color: General Purpose and Daylight Visible only

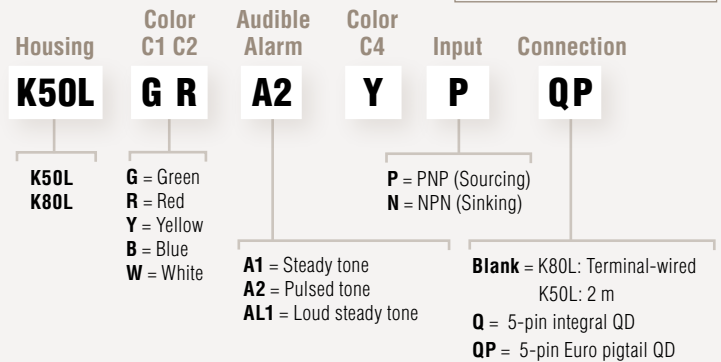
NOTE: For reference only; confirm model number with Banner as some configurations are not available.

Segmented



*For less than 4 colors, use X as a model placeholder (example, **K80L2HGRXX1PQ** = 🟢🔴🟡🟦)

Audible



Daylight Visible

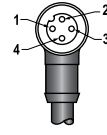


*For single color models with full brightness, use **XC2X** in model number (example, **K50LDXGXPQP**).
For single color models with intensity control of one color, use same color for C1, C2, C3 (example, **K50LDGGGPQP**).
11-color models are PNP/NPN selectable.

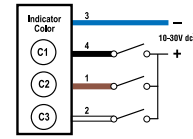
More information online at bannerengineering.com

EZ-LIGHT™ Hookup Diagrams

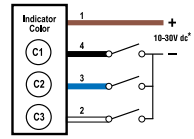
HK01 • General Purpose (DC) • Daylight Visible



4-Pin Euro



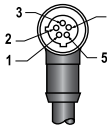
PNP



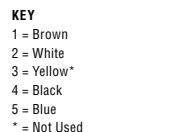
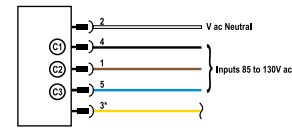
NPN

*K50L and K80L voltage 18-30V dc

HK02 • General Purpose (AC)

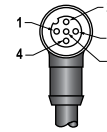


5-Pin Micro

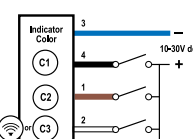


KEY
1 = Brown
2 = White
3 = Yellow*
4 = Black
5 = Blue
* = Not Used

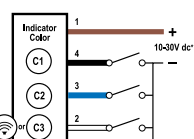
HK03 • 3- or 4-color, Multi-Function • Segmented • Audible



5-Pin Euro



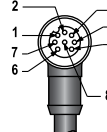
PNP



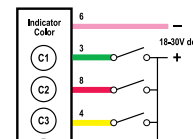
NPN

*K50L and K80L voltage 18-30V dc
NOTE: Hookup diagrams are for LED ON steady.
See data sheet for LED function information.

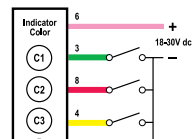
HK04 • 5-color, Multi-Function



8-Pin Euro



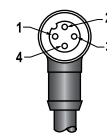
PNP



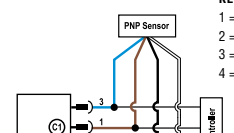
NPN

NOTE: Hookup diagrams are for LED ON steady.
See data sheet for LED function information.

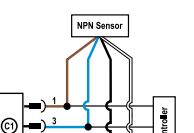
HK05 • Sensor Emulator



4-Pin Euro




PNP



NPN


KEY
1 = Brown
2 = White
3 = Blue
4 = Black

*From simple to advanced,
Banner solves more applications in your plant!*



Sensors

- Presence
- Absence
- Inspection
- Gating
- Counting
- Measurement
- Position



Vision

- Pattern Recognition
- Complex Part Inspection
- Multi-Component Gauging
- Part ID/Orientation
- Assembly Verification
- Print Verification
- Traceability (Bar Code and Text)



Wireless

- Process Control & Monitoring
- Factory Automation
- Agriculture & Water Management
- Traffic Monitoring & Control
- Commercial & Consumer Monitoring



Indicator Lights

- Bin & Part Picking
- Error Proofing
- Pick-to-Light & Call for Parts
- Visual & Audible Indication
- Operator Guidance
- Visual Management
- Andon Indication
- Pilot & Stack Light Replacement



Machine Safety

- Safety Light Screens
- Fiber Optic Safety Systems
- Safety Modules & Controllers
- Emergency Stop Devices
- Safety Interlocks
- Ergonomic Two-Hand Control & Run Bars

Banner Engineering Corp.

9714 Tenth Avenue North
 Minneapolis, Minnesota 55441
 763-544-3164 • Fax: 763-544-3213
 1-888-3-SENSOR (1-888-373-6767)
 www.bannerengineering.com
 email: sensors@bannerengineering.com

