

General Specifications

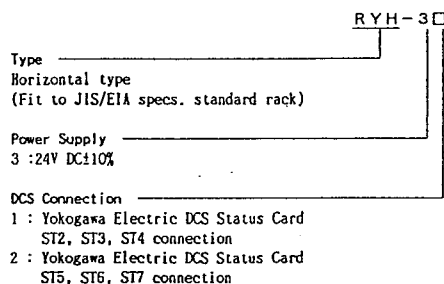
RYH Relay I/O Cards Nest (Horizontal Mounting Type)

JUXTA

This horizontal type nest to fit standard rack mounting dimension of JIS/EIA specifications is used to store relay I/O cards.

- Can store upto 16 (32 channels) relay I/O cards.
- Can make mixed store of relay I/O cards in one nest.
- Can connect nest with DCS by connector.
- Can connect with sequencer since necessary power to receive signal between nest and sequencer is supplied from the nest.
- Non-voltage contact of nest alarm terminal becomes ON when break of fuse in relay I/O cards.

Specifiactions	
Number of relay I/O cards be stored	16 units (32 channels, 2 channels per card) Combination RYH-31 : ① Input card 16 units (32 channels) ② Input card 8 units (16 channels) Output card 8 units (16 channels) ③ Output card 16 units (32 channels) RYH-32 : ① Input card 16 units (32 channels) ② Output Card 16 units (32 channels)
	Supply power
Alarm	Supply power to 16 I/O cards in block Non voltage contact outputs from alarm terminal when fuse breaks in I/O card. Output rating : 30V DC, 300mA (Set flash off circuit in pararell to load when connecting conduct circuit externally)
Standard Performance	
Insulation resistance	100MΩ (500V DC) between relay drive 24V DC power supply~voltage contact output power supply~connector~alarm terminal~ground
Voltage withstand	1500V AC/1 minute between voltage contact power supply~alarm contact output~connector (CN1·2·3)~power supply~ground 500V AC/1 minute between voltage contact power supply~alarm contact output. Connector (CN1·2·3)~power supply~ground
Ambient temperature & humidity	Normal operating condition : 0~50°C, 5~90%RH Operating limit : -10~60°C, 5~95%RH Storing condition : -40~70°C, 5~95%RH (no condensation)
Power supply	24V DC±10% (ripple content : less than 10%p-p)
Power supply for voltage contact output	Less than 125V AC/125V DC Load current capacity : 32 channels (16 output cards) total less than 10A
Mounting, Shape & Accessories	
Mounting method	Rack or wall mounting (JIS/EIA specs)
Connecting screw	M5 screw, 4 places
External connection	Power supply, ground, alarm : M4 screw terminal DCS side connecting cable RYH-31 (ST2/ST3/ST4 card connection) : KS2 RYH-32 (ST5/ST6/ST7 card connection) : KS9
Paint color	Black
External dimension	110.0x482.6x120.5 (HxWxD)
Weight	Abt. 2kgs.
Accessories	Mounting bracket 1 pair Nest tag number label 1 Card tag number label 16



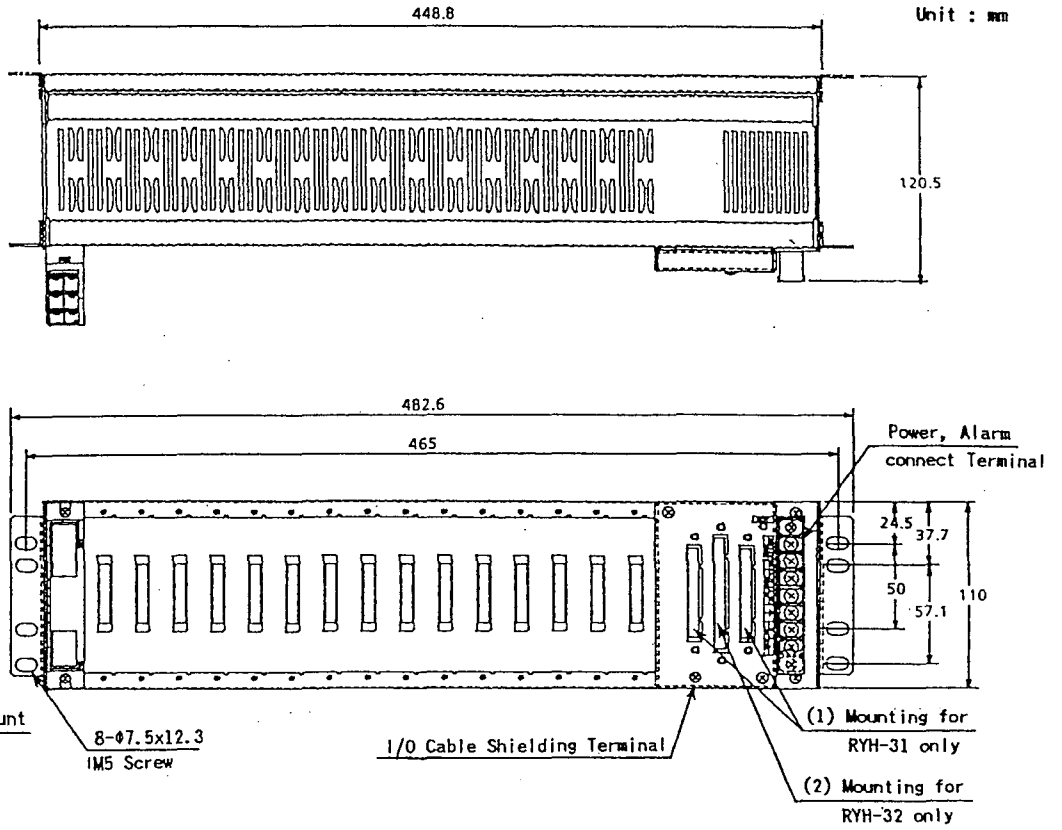
ORDERING INFORMATION
(Example) Type Code : RYH-31

Power Supply·Alarm Connect Terminal Arrangement

Terminal No.	RYH-31	
①	L(+)	Voltage Contact Output Power Supply
②	N(-)	Less than 125V AC/DC
③	AL1	Relay I/O Card
④	AL2	fuse break
⑤	$\frac{1}{\perp}$	24V DC
⑥	+	
⑦	-	

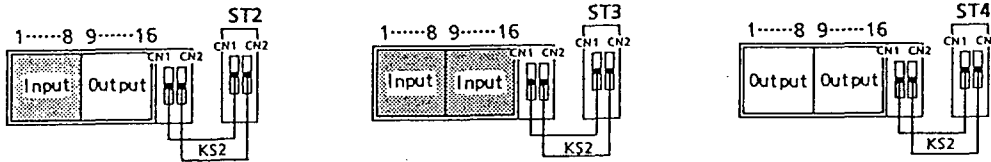


External Dimension

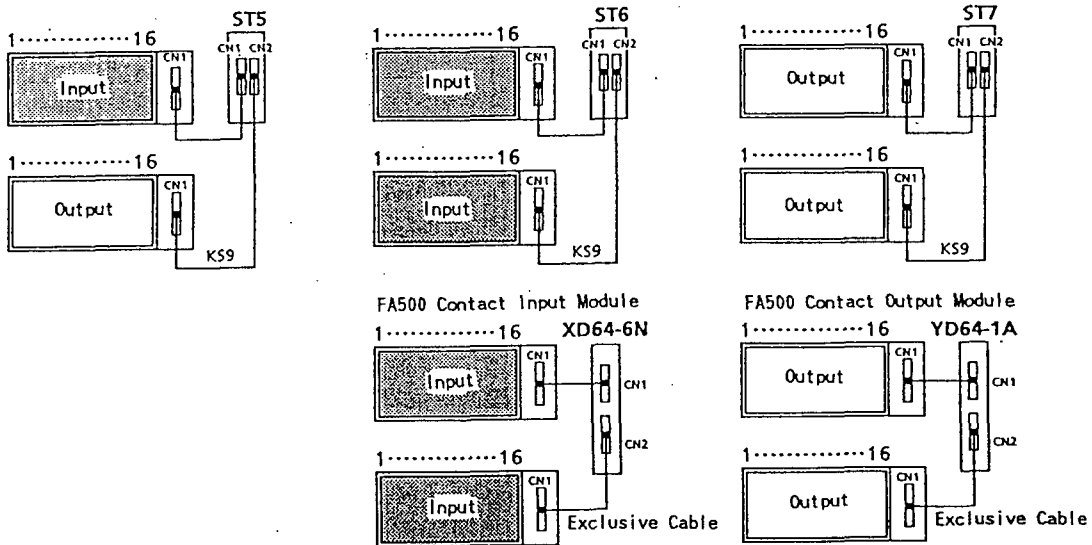


Combination Structure

(1) RYH-31



(2) RYH-32



Subject to change without notice for grade up quality and performance