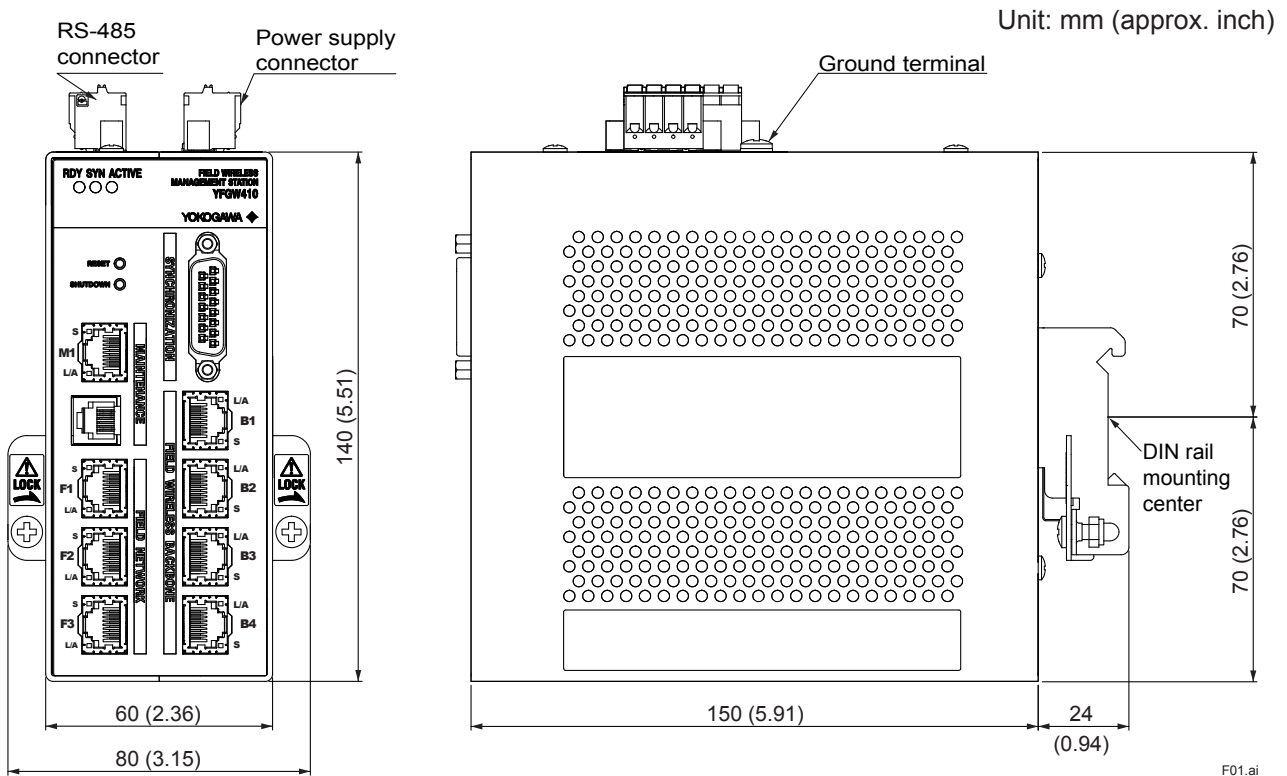


Drawings

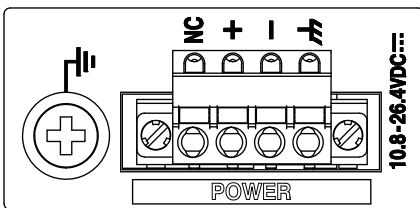
YFGW410 Field Wireless Management Station



F01.ai

■ TERMINAL CONFIGURATION

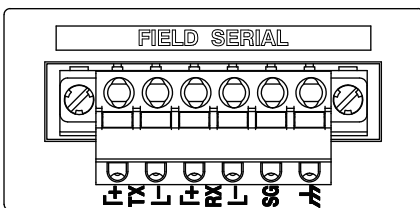
■ Power Supply



F02.ai

Terminal	Signal
NC	No Connection
+	24 V DC Hot
-	24 V DC Neutral
	Frame Ground

■ RS-485



F03.ai

Terminal	Signal (4-wire)	Signal (2-wire)
TX +	Transmit Data positive	Transmit/Receive Data positive
TX -	Transmit Data negative	Transmit/Receive Data negative
RX +	Receive Data positive	Same as TX +
RX -	Receive Data negative	Same as TX -
SG	Signal Ground	Signal Ground
	Frame Ground	Frame Ground