

Drawings

EJX110B

Differential Pressure Transmitter

Wetted Parts Material Code: H, M, T, A, D, B,

Measurement Span Code F or Option Code /HD, /HD2

[Style: S1]

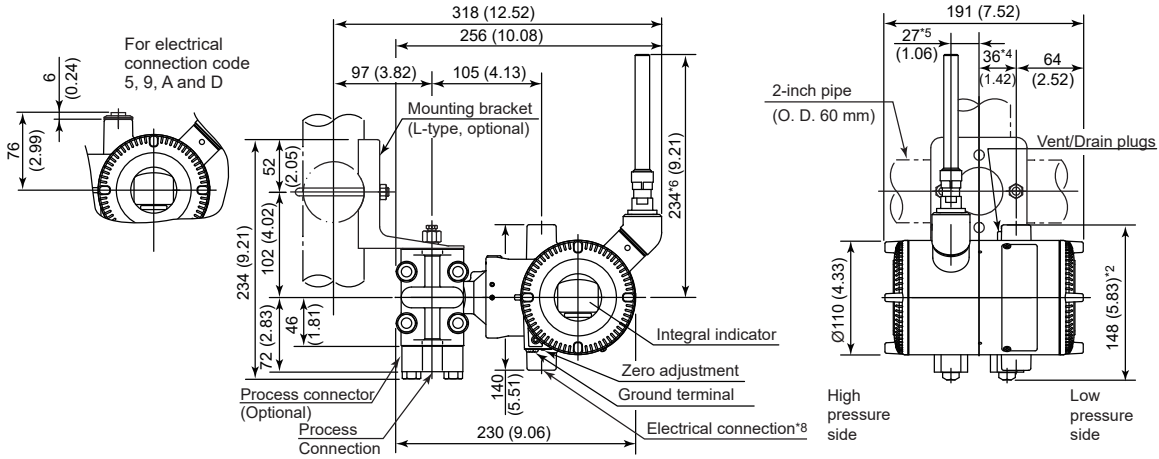
DPharp EJX™

SD 01C27B01-06EN

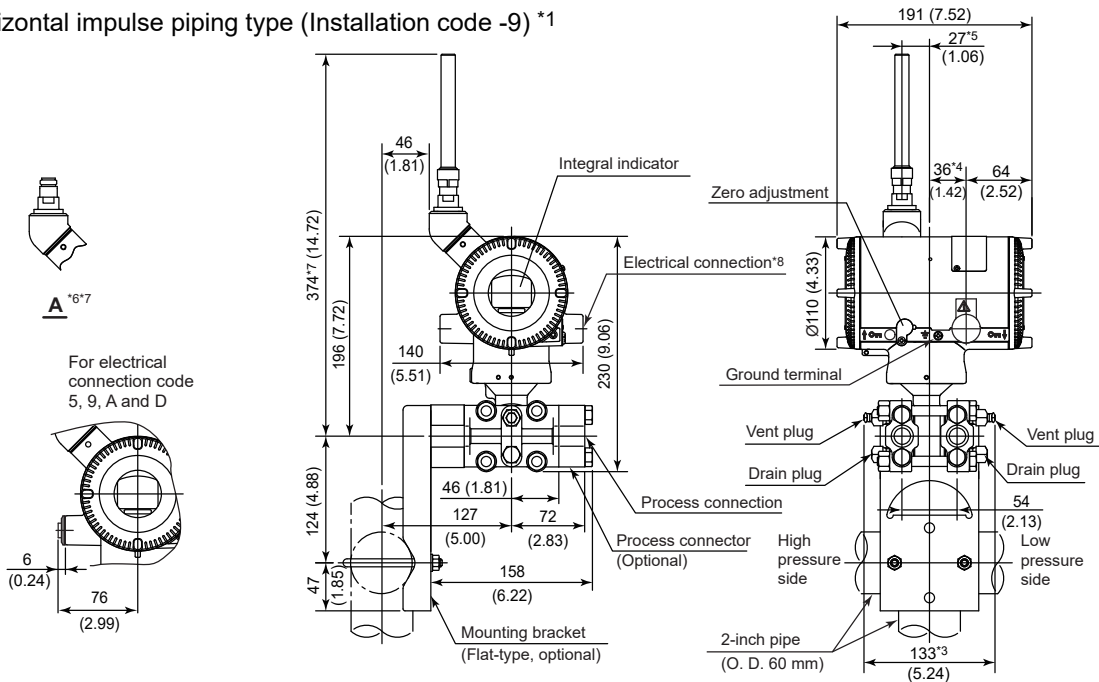
Unit: mm (approx. inch)

Wetted Parts Material Code: H, M, T, A, D, B,
Measurement Span Code F or Option Code /HD, /HD2

● Vertical impulse piping type (Installation code -7)

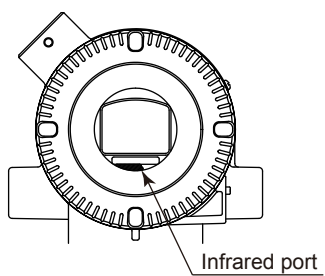


● Horizontal impulse piping type (Installation code -9) *1



- *1: When installation code -8 is selected, high and low pressure side on above figure are reversed. (i.e. High pressure side is on the right side.)
- *2: When option code K1, K2, K5, or K6 is selected, add 15 mm (0.59 inch) to the value in the figure.
- *3: When option code K1, K2, K5, or K6 is selected, add 30 mm (1.18 inch) to the value in the figure.
- *4: 42 mm (1.65 inch) for right side high pressure.
- *5: 21 mm (0.83 inch) for right side high pressure.
- *6: When amplifier housing code 9 is selected, the value is 114 mm (4.49 inch). In this case, the figure is shown as A.
- *7: When amplifier housing code 9 is selected, the value is 254 mm (10.00 inch). In this case, the figure is shown as A.
- *8: Applicable for the external powered type.
- *9: When electrical connection code 7 or C is selected, a blind plug is protruded upto 8 mm (0.31 inch) from the electrical connection.

- Infrared Configuration



- Terminal Configuration for the External Powered type

